




- ▶ AMPLIFICADORES DE INTERIOR TV/SAT
- ▶ TV/SAT INDOOR AMPLIFIERS
- ▶ AMPLIFICATEURS D'INTERIEUR TV/SAT
- ▶ AMPLIFICADORES PARA INTERIOR TV/SAT
- ▶ TV/SAT INNERER VERSTÄRKER



**SERIE/RANGE 904**

**CARACTERISTICAS PRINCIPALES****MAIN FEATURES****PRINCIPALES CARACTERISTIQUES****CARACTERISTICAS PRINCIPAIS****WESENTLICHE KENNZEICHEN**

CODIGO-CODE-CODE-CODIGO-CODE		9040073		9040074	
TIPO-TYPE-TYPE-TIPO-TYP		CA-220		CA-221	
SALIDAS OUTPUTS SORTIES SAIDAS AUSGANGE		4			
RANGO DE FRECUENCIAS FREQUENCY RANGE GAMME DE FREQUENCE RANGO DE FRECUENCIAS FREQUENZBEREICH	Band	TV	SAT	TV	SAT
	MHz	47 - 862	950 - 2150	47 - 862	950 - 2150
GANANCIA GAIN GAIN GANHO VERSTÄRKUNG	dB	22 ± 1,0	25 ± 2,0	0 ± 1,0	11 ± 2,0
REGULACION DE GANANCIA ADJUSTABLE GAIN REGLAGE DU GAIN REGULAÇÃO DO GANHO REGELBARER VERSTÄRKUNG	dB	16	13	16	13
ECUALIZACION FIJA FIXED EQUALIZATION PENTE FIXE EQUALIZAÇÃO FIJA FEST EINGESTELLTE ENTZERRUNG	dB	3	8	-	-
NIVEL DE SALIDA OUTPUT LEVEL NIVEAU DE SORTIE NIVEL DE SAIDA AUSGANGSPEGEL	dB $\mu$ V	107 DIN 45004B	107 IMD <sub>3</sub> -35 dB	107 DIN 45004B	107 IMD <sub>3</sub> -35 dB
		104 IMD <sub>3</sub> -60 dB	91 IMD <sub>2</sub> -35 dB	104 IMD <sub>3</sub> -60 dB	91 IMD <sub>2</sub> -35 dB
		88 IMD <sub>2</sub> -60 dB		88 IMD <sub>2</sub> -60 dB	
NIVEL DE SALIDA OUTPUT LEVEL NIVEAU DE SORTIE NIVEL DE SAIDA AUSGANGSPEGEL	dB $\mu$ V	91 CTB -60 dB	-	91 CTB -60 dB	-
		82 CSO -60 dB		82 CSO -60 dB	
		84 XMOD -60 dB		84 XMOD -60 dB	
DESACOPLO ISOLATION DECOUPLAGE ISOLAMENTO ABSCHIRMUNG	dB	≥13	≥9	≥13	≥9
PERDIDAS DE RETORNO RETURN LOSS PERTES DE RETOUR PERDAS DE RETORNO RUCKFLUßDAMPFUNG	dB	≥10	≥10	≥10	≥10
			950 - 1750 MHz ≥8,7		950 - 1750 MHz ≥8,7
			1750 - 2150 MHz		1750 - 2150 MHz

DIN 45004B: 3 unequal carriers, IMD<sub>3</sub> at 60 dBIMD<sub>3</sub> -60 dB: 2 equal carriers, EN 50083-3IMD<sub>3</sub> -35 dB: 2 equal carriers, EN 50083-3IMD<sub>2</sub> -60 dB: 2 equal carriers, EN 50083-3IMD<sub>2</sub> -35 dB: 2 equal carriers, EN 50083-3

CTB -60 dB: 42 equal carriers, EN 50083-3

CSO -60 dB: 42 equal carriers, EN 50083-3

XMOD -60 dB: 42 equal carriers, EN 50083-3

<b>CARACTERISTICAS PRINCIPALES</b>					
<b>MAIN FEATURES</b>					
<b>PRINCIPALES CARACTERISTIQUES</b>					
<b>CARACTERISTICAS PRINCIPAIS</b>					
<b>WESENTLICHE KENNZEICHEN</b>					
CODIGO-CODE-CODE-CODIGO-CODE		9040073		9040074	
TIPO-TYPE-TYPE-TIPO-TYP		CA-220		CA-221	
FIGURA DE RUIDO NOISE FIGURE FACTEUR DE BRUIT FIGURA DE RUIDO RAUSCHMAß		6 ± 1,0	7 ± 1,0	8 ± 1,0	7 ± 1,0
TENSION DE SALIDA OUTPUT VOLTAGE TENSION DE SORTIE TENSÃO DE SAÍDA AUSGANGSSPANNUNG	V $\overline{---}$	24	-	24	-
	mA	60	-	60	-
PASO DE CORRIENTE DC PATH PASSAGE D'ALIMENTATION PASSAGEM DE CORRIENTE OHNE EINGEBAUTER SPANNUNGSVERSORGUNG	mA	-	0-400	-	0-400
PASO 22 KHz/DISECC PASS 22 KHz/DISECC PASSAGE 22 KHz/DISECC PASSAGEM 22 KHz/DISECC 22 KHz/DISECC SIGNAL WIRD DURCHGLASSEN		-	•	-	•
TENSION DE RED MAINS VOLTAGE TENSION DU SECTEUR TENSÃO DE REDE NETZSPANNUNG	V $\sim$	230±10% <sup>(1)</sup> 50/60 Hz			
	VA	7			
TEMPERATURA DE FUNCIONAMIENTO OPERATING TEMPERATURE TEMPERATURE DE FONCTIONNEMENT TEMPERATURA DE FUNCIONAMENTO BETRIEBSTEMPERATUR	° C	-10..+65			
INDICE DE PROTECCION PROTECTION INDEX INDICE DE PROTECCION INDICE DE PROTECCAO SCHUTZKLASSE		IP 20			

(1) Bajo pedido 125 o 240 V $\sim$

(1) Sur demande 125 ou 240 V $\sim$

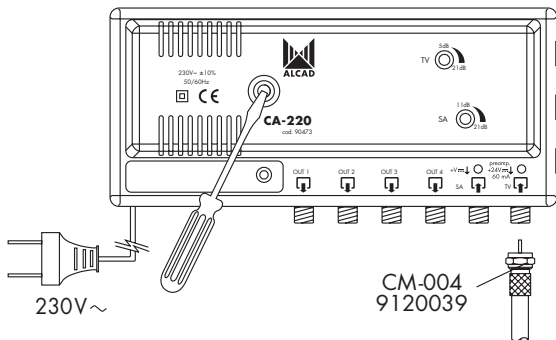
(1) Nach Anfrage Auswahl zwischen 125 oder 240 Wechselspannung möglich

(1) Upon request 125 or 240 V $\sim$

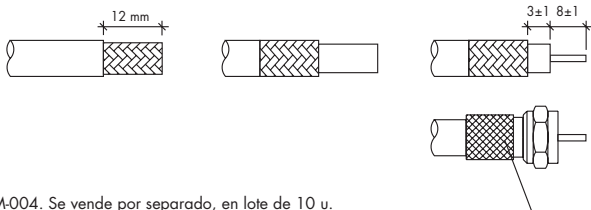
(1) Sob pedido 125 ou 240 V $\sim$

- ▶ Se debe cargar la salida no utilizada con una carga RS-275 (COD. 9120011).
- ▶ The unused output should be loaded with an RS-275 (COD. 9120011) load.
- ▶ La sortie non utilisée doit être chargée avec une charge RS-275 (COD. 9120011).
- ▶ Deve-se carregar a saída não utilizada com uma carga RS-275 (COD. 9120011).
- ▶ Man soll den nicht genutzten Ausgang mit einer Last RS-275 schützen (COD. 9120011).

- ▶ COMO FIJAR EL AMPLIFICADOR
- ▶ HOW TO FIX THE AMPLIFIER
- ▶ COMMENT FIXER L'AMPLIFICATEUR
- ▶ COMO FIXAR O AMPLIFICADOR
- ▶ WIE WIRD DER VERSTÄKER BEFESTIGT



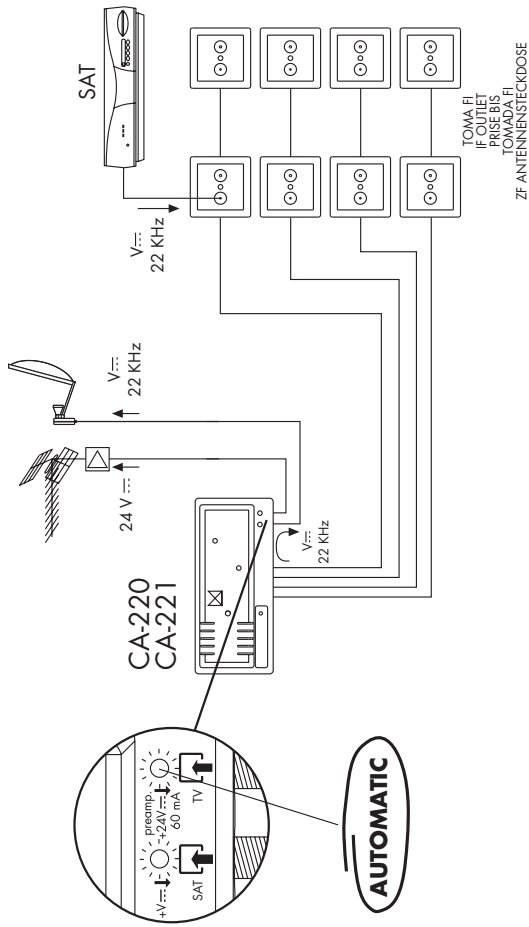
- ▶ COMO PREPARAR LOS CONECTORES F (CM-004)
- ▶ HOW TO PREPARE THE F CONNECTORS (CM-004)
- ▶ COMMENT PREPARER LES CONNECTEURS F (CM-004)
- ▶ COMO PREPARAR OS CONECTORES F (CM-004)
- ▶ KABEL VORBEREITUNG FÜR F-STECKER (CM-004)



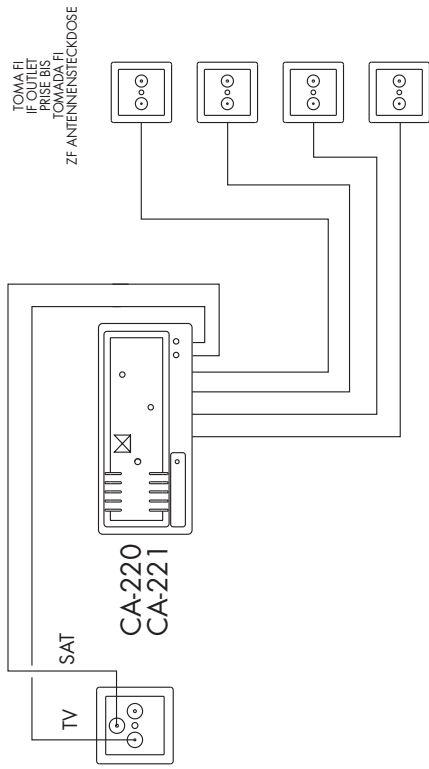
CM-004. Se vende por separado, en lote de 10 u.  
 CM-004. Are sold separately in a 10 units/pack  
 CM-004. A vendre séparément par lots de 10 u.  
 CM-004. Vende-se separadamente em lotes de 10 u.  
 CM-004. F-Stecker nicht im Lieferumfang enthalten bitte separat bestellen im 10 st. Pack

CM-004  
9120039

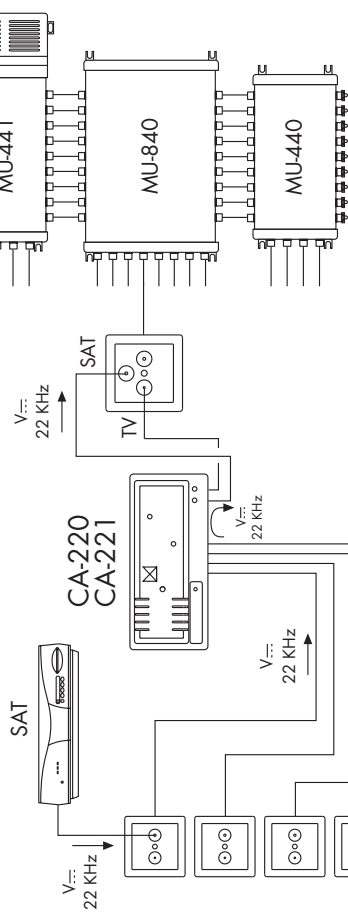
- ▶▶▶ INSTALACION INDIVIDUAL
- ▶▶▶ INDIVIDUAL INSTALLATION
- ▶▶▶ INSTALLATION INDIVIDUELLE
- ▶▶▶ INSTALACAO INDIVIDUAL
- ▶▶▶ EINZEL ANLAGEN



- ▶▶▶ INSTALACION EN APARTAMENTO
- ▶▶▶ INSTALLATION INSIDE THE APARTMENT
- ▶▶▶ INSTALLATION DANS L'APARTEMENT
- ▶▶▶ INSTALACAÇÃO EM APARTAMENTO
- ▶▶▶ MEHRTEIL NEHMER ANLAGEN



- ▶▶▶ INSTALACION COLECTIVA
- ▶▶▶ SMATV COLLECTIVE INSTALLATIONS
- ▶▶▶ INSTALATION COLECTIVE SMATV
- ▶▶▶ INSTALACAO COLECTIVA
- ▶▶▶ KABELNETZ INSTALLATIONEN



SISTEMA MULTISWITCH EN CASCAADA  
 CASCADABLE MULTISWITCH SYSTEM  
 SYSTEME MULTISWITCH EN CASCADE  
 SISTEMA MULTISWITCH EM CASCAATA  
 KA SKADIERBARE MULTISCHALTER

TOMA FI  
 IF OUTLET  
 PRISE BIS  
 TOMADA FI  
 ZF ANTENNENSTECKDOSE



## DECLARATION OF CONFORMITY

according to EN 45014

**Manufacturer's Name:** ALCAD, S.A.  
**Manufacturer's Address:** Pol. Ind. Arreche-Ugalde, 1  
Apdo. 455  
**20305 IRUN** (Guipúzcoa)  
**SPAIN**

declares that the product

**Product Name:** 904 Series: AMPLIFIERS  
**Model Number(s):** CA-220, CA-221

**Product Option(s):** INCLUDING ALL OPTIONS

is in conformity with:

Safety: EN50083-1

EMC: EN 50083-2, EN 50081-1 Electromagnetic Compatibility for Equipment  
IEC 61000-4-2:1995 / EN 50082-1:1997 ESD 8KV AD, 4KV CD.  
IEC 61000-4-4:1995 / EN 50082-1:1997 EFT 0,5KV-5KHz Sig. Lines, 1KV-5KHz Power Lines.  
IEC 61000-4-5:1995 / EN 50082-1:1997 CWG 1KV Power Lines.  
IEC 61000-4-11:1994 / EN 50082-1:1997 Dips and Variation.

Technical Features : EN50083-3

### Supplementary Information:

The product herewith complies with the requirements of the Low Voltage Directive 73/23/ECC and the EMC Directive 89/336/EEC and their relevant amendments, gathered under the directives 93/68/EEC.

Note: to comply with these directives, do not use the products without covers and operate the system as specified.



Irún,

27-09-02

Date

Anton Galarza / General Manager



**ALCAD, S.A.**  
Tel. 943 63 96 60  
Fax 943 63 92 66  
Int. Tel. +34 - 943 63 96 60  
info@alcad.net  
Apdo. 455 - Pol. Ind. Arreche-Ugalde,1  
**20305 IRUN** - Spain

[www.alcad.net](http://www.alcad.net)

**FRANCE** - Hendaye  
Tel. 00 34 - 943 63 96 60

**PORTUGAL** - Lisboa  
Tel. 21 - 716 10 36

**GERMANY** - Munich  
Tel. 089 73 30 64

**CZECH REPUBLIC** - Ostrovačice  
Tel. 546 427 059



ISO 9001



ER-196/1/96